



# 41 BRAVO

PROUDLY MADE FOR MUSICIANS

41bravo.com




**MODEL: FUSS BOX**

**SERIAL #:** \_\_\_\_\_

**Designed and assembled in La Mesa, California**

**41bravo.com**

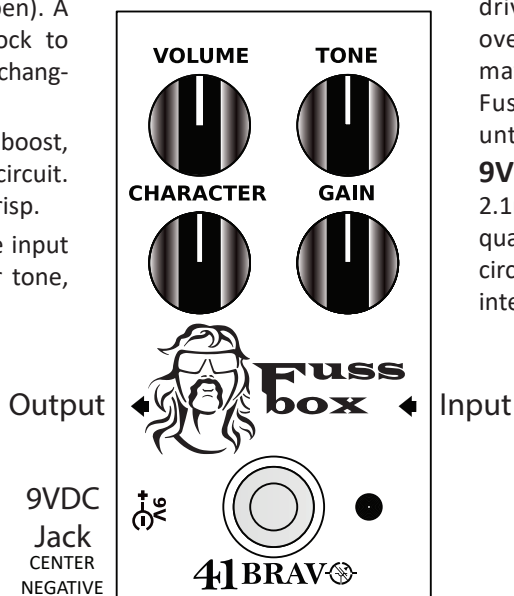


**Volume** - This is the master output volume control. The tone and sound of the Fuzz Box is already completed before this volume. Adjust as needed for the output level you desire. This control provides more volume than you will ever need. Watch out for overdriving your amps input and getting a muddy sound (of course unless you want it to happen). A good place to start is around eleven o'clock to center, which is near unity. The unity position changes a little with the gain turned up.

**Tone** - This is a post gain treble cut and boost, using a common dual capacitor in line tone circuit. Full range adjustment from smooth to ultra crisp.

**Character** - This is a unique shaping of the input gain stage. Down provides a brighter tighter tone, center is neutral, and turned up it adds low end to the input gain stage. A hot dual coil could get muddy and compressed here turned up, but singles enjoy this extra fat low end.

**Gain** - Standard over all gain control. Turn it down for a gritty dynamic boost and up for madness.



## Thank you for purchasing the Fuss Box.

We are proud to say this is an always on pedal, designed for Rock n Roll. The circuit is tailored and redesigned from scratch to bring out the classic bite of the 70's Fuzz, with a modern fullness and true bypass switching. You can still hear some of the asymmetry synth notes when soloing at full tilt, but the chords ring true. Crank it, for raging distortion, or back off the gain, for a biting boost to drive your amp into over load.

## Limited Warranty

41Bravo pedals come with a two year non-transferable warranty within the USA, on craftsmanship and faulty parts. We can't cover normal use wear, abuse or gig from hell damage, but if you have any issues before or after the 2 years, just drop us an email at [info@41bravo.com](mailto:info@41bravo.com). We are musicians, we know that gear gets used and we want to keep the music going.

**Please wait to get an RMA number, in an email from us, before shipping anything back.**

[info@41bravo.com](mailto:info@41bravo.com)

**Input 1/4 Jack-** Input from your guitar or another pedal's output. This jack also controls the power on mode of the pedal. When plugged in, it connects the ground of the 9VDC jack or an internal battery and powers on. (*Battery not included*)

**Output 1/4 Jack-** This jack is the output of the pedal. It is intended to go to your amp input or the input of another pedal. It is possible to overload the input of your amp or another pedal from this output. If the sound is muddy and has a harsh non-musical distortion, you may need to turn down the volume on the Fuss Box, to clean up an over driven input. Some tube amps sound great a little over driven. Audio interfaces and digital pedals may have issues, with the high output levels the Fuss Box can produce. Adjust the volume back until the intended effect is produces.

**9VDC Jack-** This is a standard center negative 2.1mm barrel DC jack. The Fuss Box works on a quality 9VDC supply. It will work with battery sag circuits at full and low battery levels. There is an internal 9V battery clip. Using a DC barrel jack will automatically switch out the internal battery. So it is safe to leave a battery in when using the DC jack, but don't forget about the battery and let it leak.

**True bypass footswitch-** Push to engage and push again to bypass.